

Integrating security testing into your container build pipeline

Kim Kao
Solutions Architect
AWS

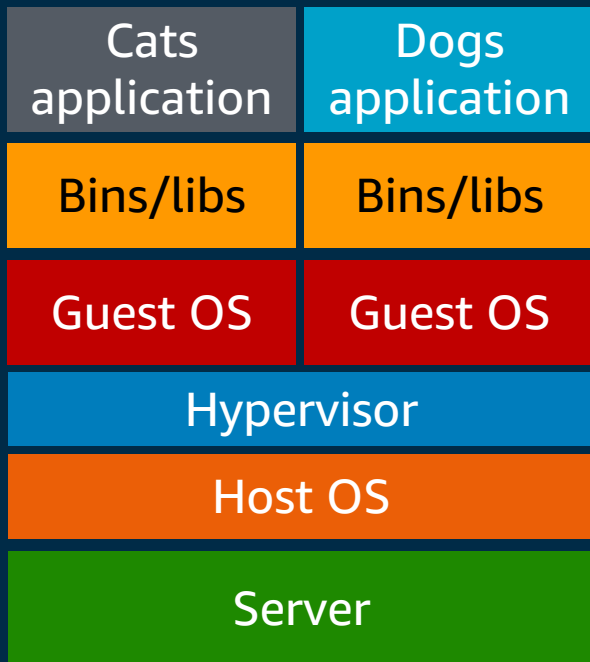
HC Lo
Solutions Architect
AWS

Goals

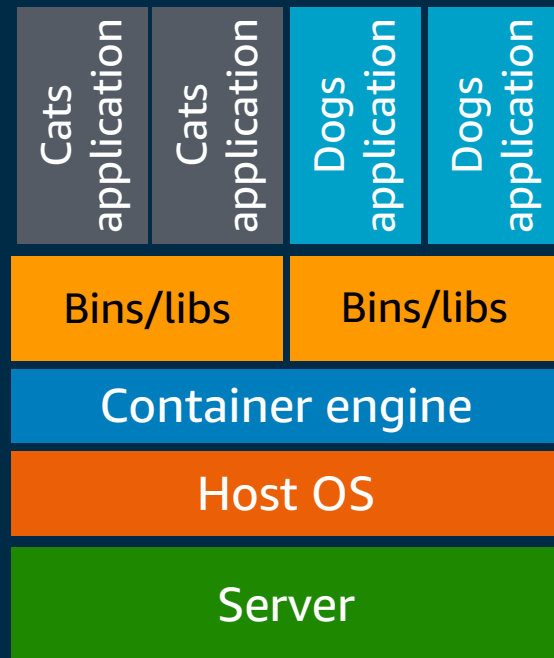
- Learn about container security using DevSecOps
- Learn about open-source container security tools and standards
- Learn about AWS development tools and DevOps services
- *Have fun while you're at it!*

Why is container security different?

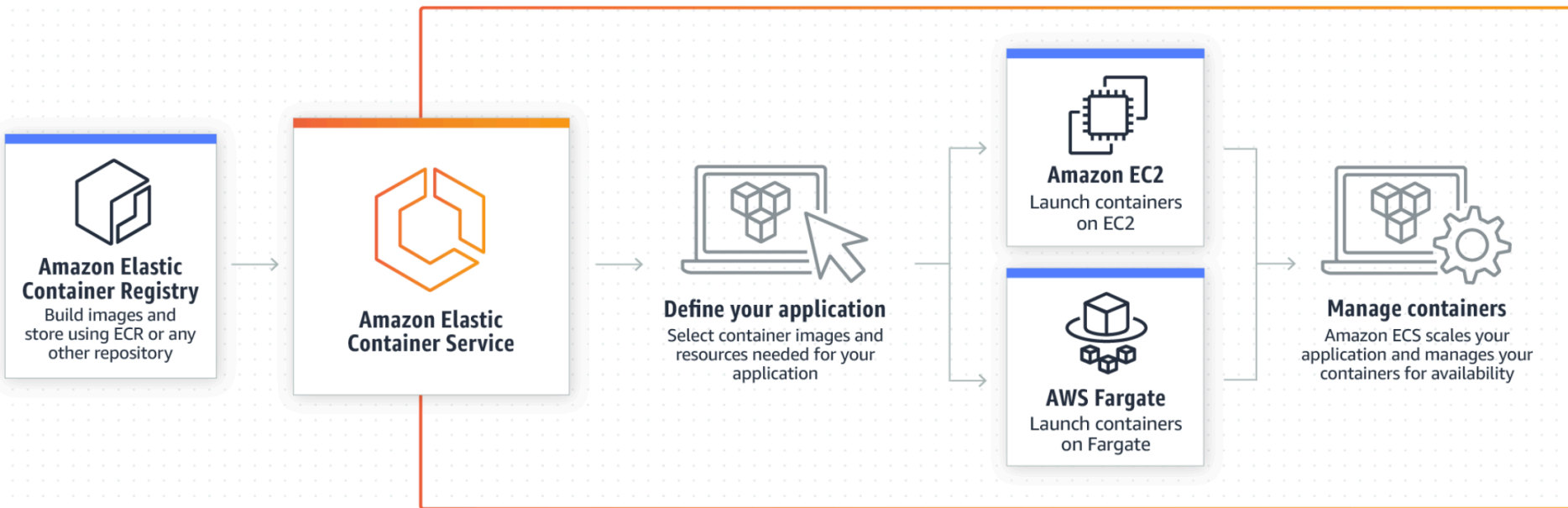
Virtual machines



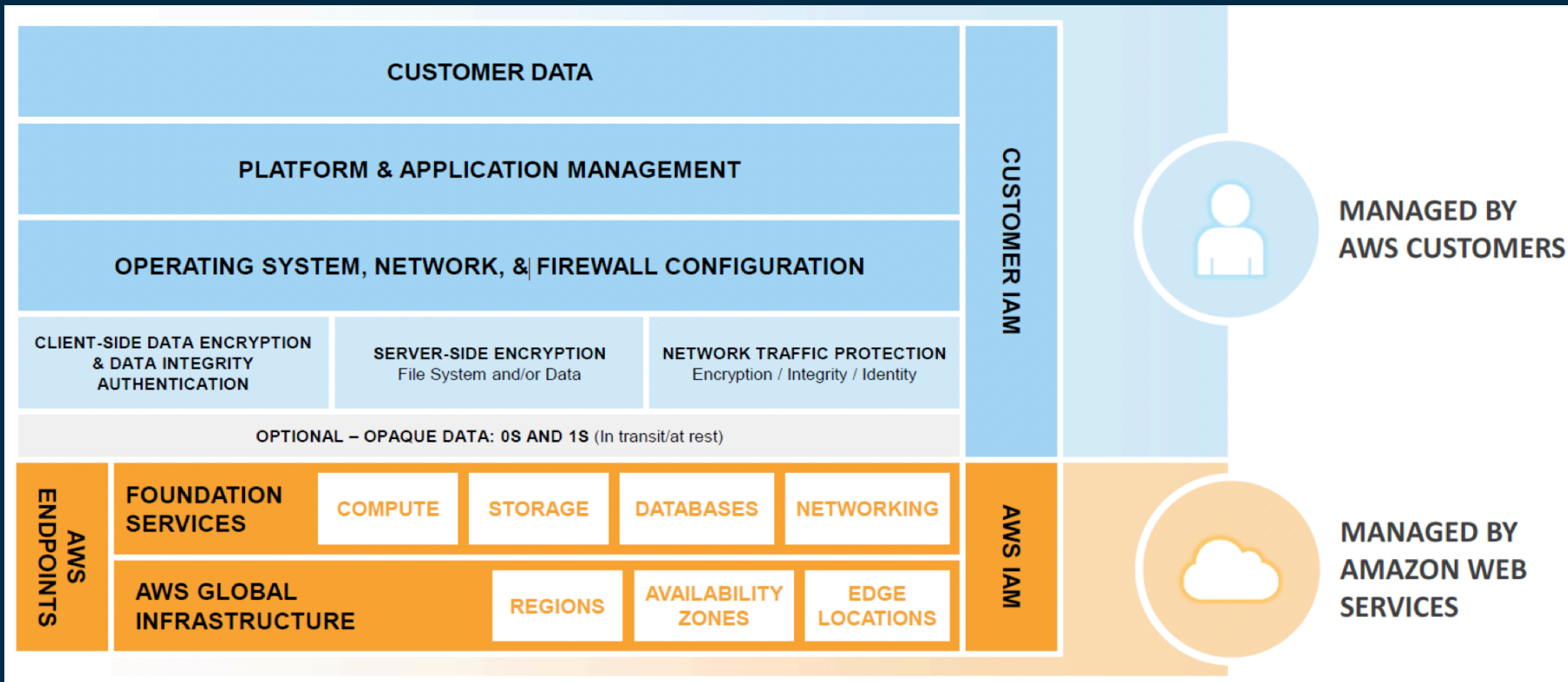
Containers



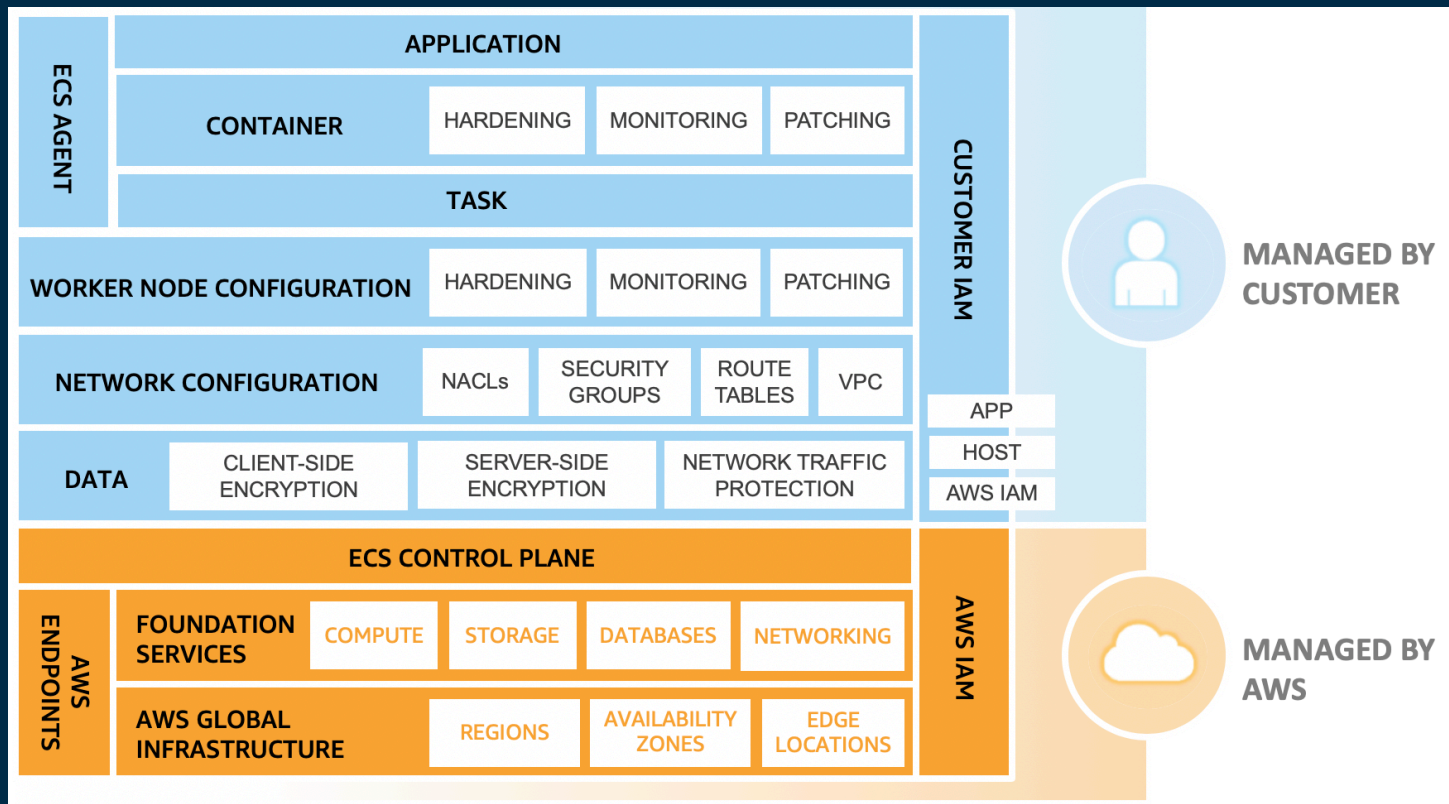
Containers on AWS



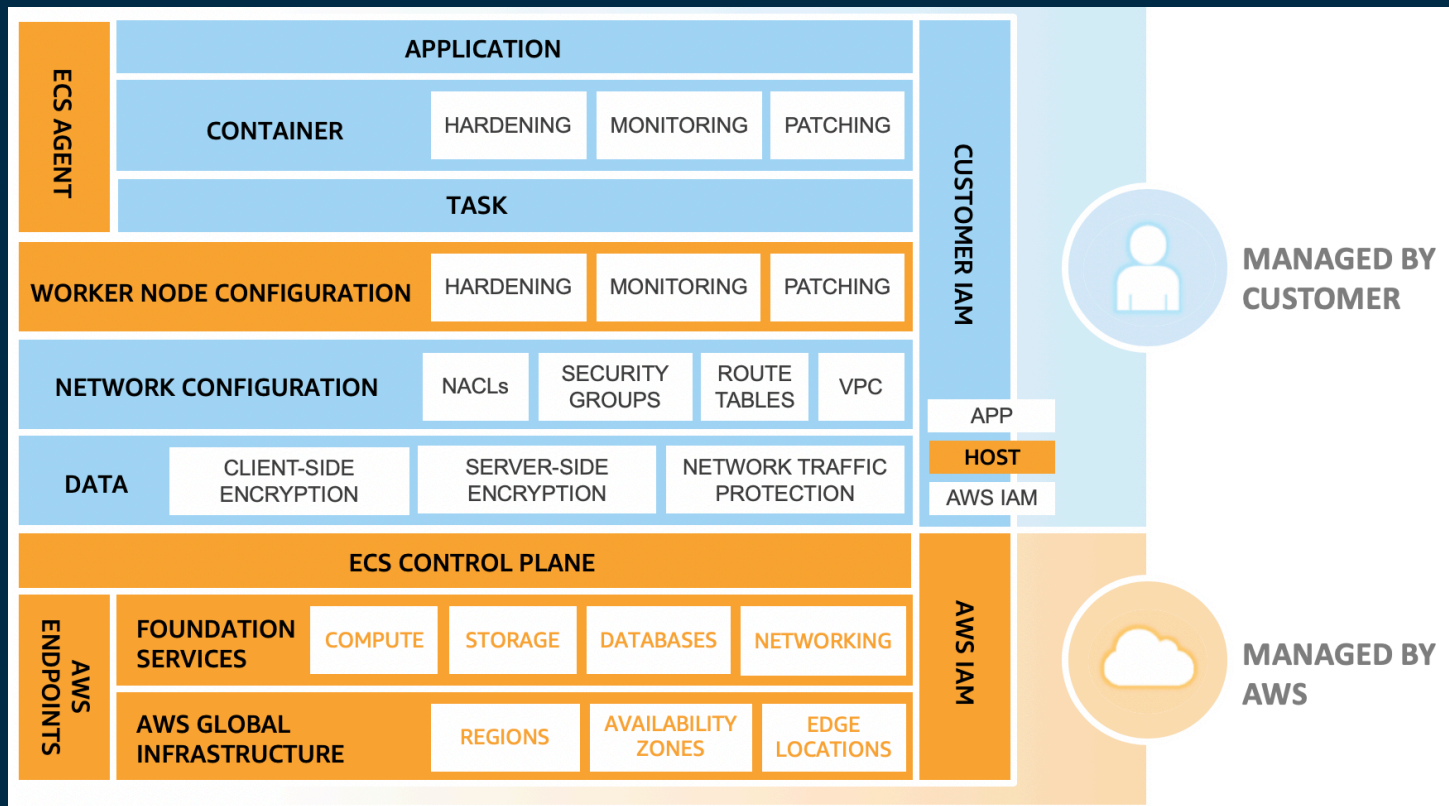
AWS shared responsibility model



Amazon ECS: AWS shared responsibility model



AWS Fargate: AWS shared responsibility model



Automated pipelines: DevSecOps

Speaking of automation, you should automate everything, including

- Code and container builds
- Infrastructure via infrastructure as code patterns
- Deployments
- Process of making things self-healing
- **Security!**

Make it fast and easy for your team to do the right thing!

Container security threats

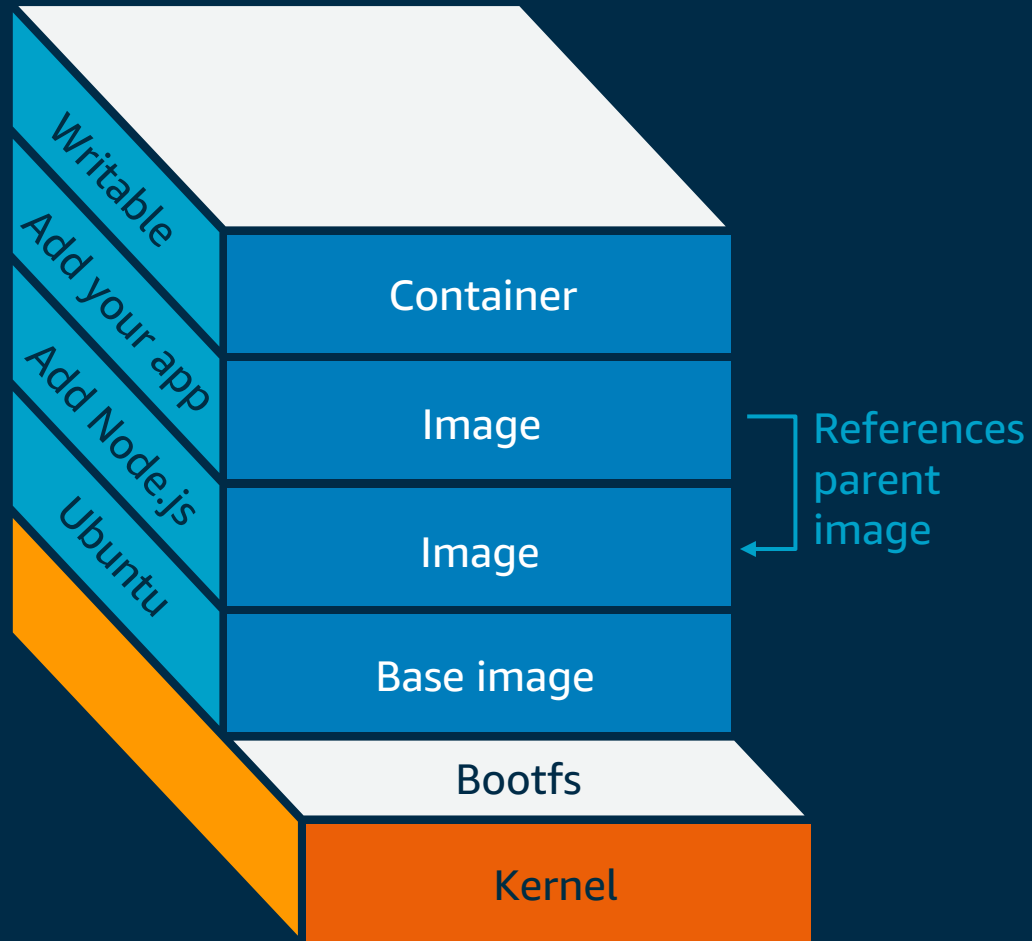
- Host security
- Image security
- Denial of service
- Credentials and secrets
- Container breakouts
- Runtime security

Container security threats

- Host security
- **Image security**
- Denial of service
- **Credentials and secrets**
- Container breakouts
- Runtime security

Security best practices for container images

- **Less is more (secure)**
- No secrets in them
- One service per container
- Minimize container footprint
- Include only what is **needed** at runtime



Security best practices for container images

- Use known and trusted base images
- Scan the image for CVEs
- Specify USER in Dockerfile (otherwise it's a root)
- Use unique and informative image tags
- Be able to tell which commit at a glance

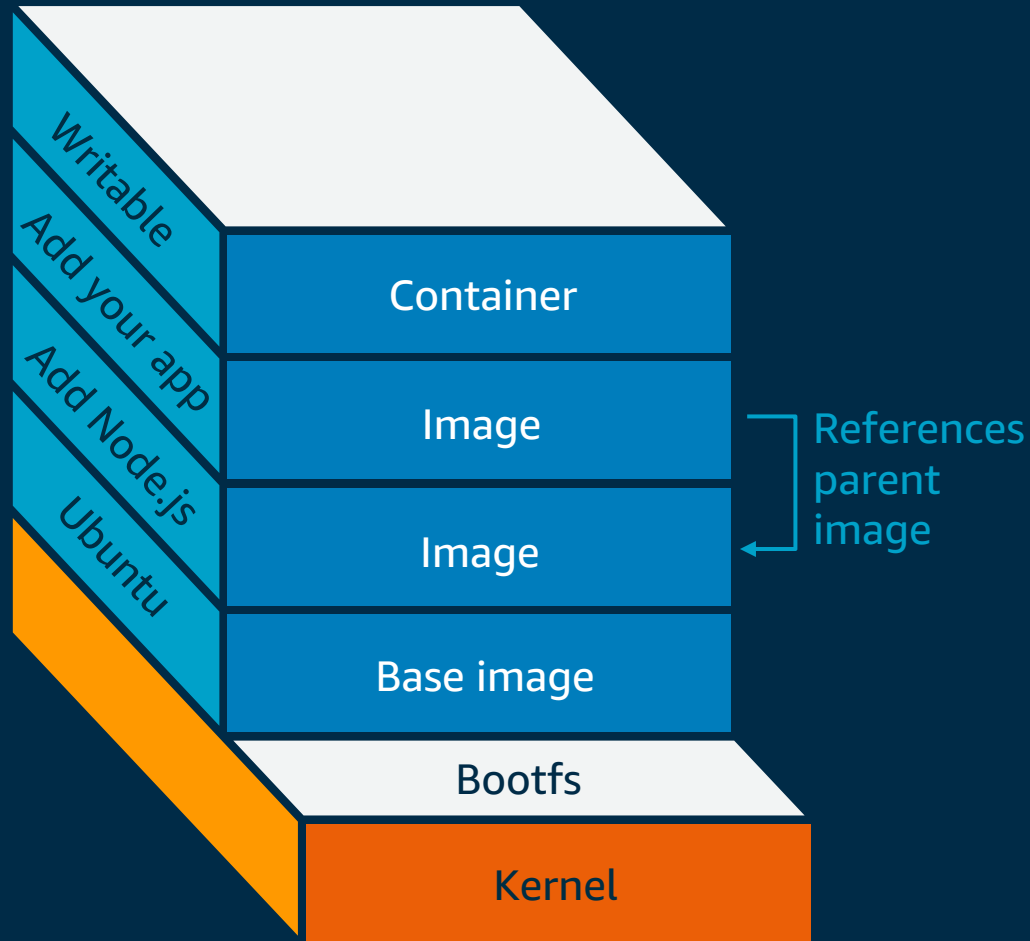


Image security

- Docker linting: Validation of Docker configuration (PCI DSS v3.2.1 Req 2.2)
 - **hadolint**
 - dockerfile_lint
- Secrets scanning in images (PCI DSS v3.2.1 Req 6.3.1)
 - **truffleHog**
 - git-secrets
- Vulnerability scanning of images in your build pipeline (PCI DSS v3.2.1 Req 6.1)
 - **Anchore Open-Source Engine**
 - CoreOS Clair

DevSecOps container pipeline

```
{  
  "memory": 128,  
  "portMappings": [  
    {  
      "hostPort": 443,  
      "containerPort": 443,  
      "protocol": "tcp"  
    }  
  ],  
  "image": "nginx",  
}
```

Task definition

```
FROM centos:centos7  
MAINTAINER cb@demo.com  
RUN yum -y update  
RUN yum -y install openssh-  
server U  
SER sshduser  
EXPOSE 5432  
ENTRYPOINT sshd
```

Dockerfile



AWS CodeCommit



AWS CodeBuild

DevSecOps container pipeline

Developers

Security engineers

Ops engineers

```
{  
  "memory": 128,  
  "portMappings": [  
    {  
      "hostPort": 443,  
      "containerPort": 443,  
      "protocol": "tcp"  
    }  
  ],  
  "image": "nginx",  
}
```

Task definition

```
FROM centos:centos7  
MAINTAINER cb@demo.com  
RUN yum -y update  
RUN yum -y install openssh-  
server U  
SER sshduser  
EXPOSE 5432  
ENTRYPOINT sshd
```

Dockerfile



AWS CodeCommit



AWS CodeBuild

DevSecOps container pipeline

Developers

Security engineers

Ops engineers

```
{  
  "memory": 128,  
  "portMappings": [  
    {  
      "hostPort": 443,  
      "containerPort": 443,  
      "protocol": "tcp"  
    }  
  ],  
  "image": "nginx",  
}
```

Task definition

```
FROM centos:centos7  
MAINTAINER cb@demo.com  
RUN yum -y update  
RUN yum -y install openssh-  
server U  
SER sshduser  
EXPOSE 5432  
ENTRYPOINT sshd
```

Dockerfile



AWS CodeCommit

```
> python ./check_dockerfile.py  
./examples/Dockerfile-demo  
|jq ".warnings.warnings[].message"  
"yum clean all is not used"  
"installing SSH in a container is not recommended"  
"No 'USER' instruction"
```



AWS CodeBuild

Validate configuration > Merge >
Scan for secrets > Merge >

Docker image



DevSecOps container pipeline

Developers

Security engineers

Ops engineers

Amazon EC2
container
registry

```
{  
  "memory": 128,  
  "portMappings": [  
    {  
      "hostPort": 443,  
      "containerPort": 443,  
      "protocol": "tcp"  
    }  
  ],  
  "image": "nginx",  
}
```

Task definition

```
FROM centos:centos7  
MAINTAINER cb@demo.com  
RUN yum -y update  
RUN yum -y install openssh-  
server U  
SER sshduser  
EXPOSE 5432  
ENTRYPOINT sshd
```

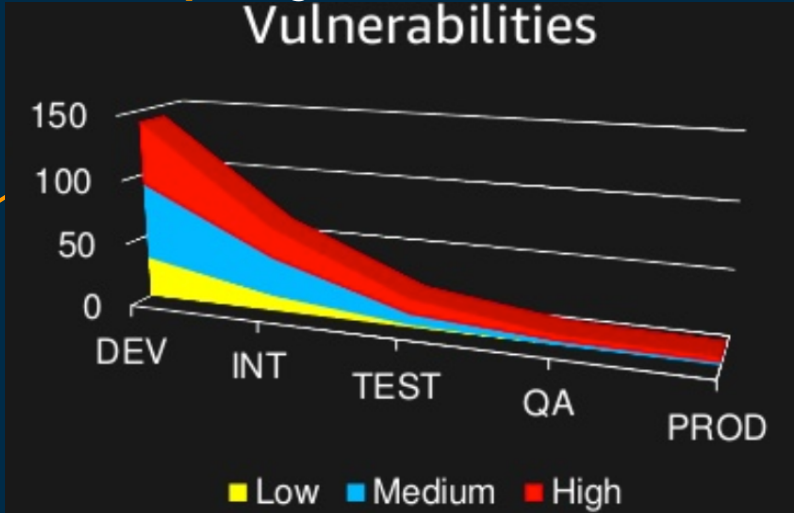
Dockerfile



AWS CodeCommit



AWS CodeBuild



Validate configuration > Merge >
Scan for secrets > Merge >
Scan Docker image > Publish >



Docker image



Credentials and secrets

AWS has **Parameter Store** and **AWS Secrets Manager** to store your secrets

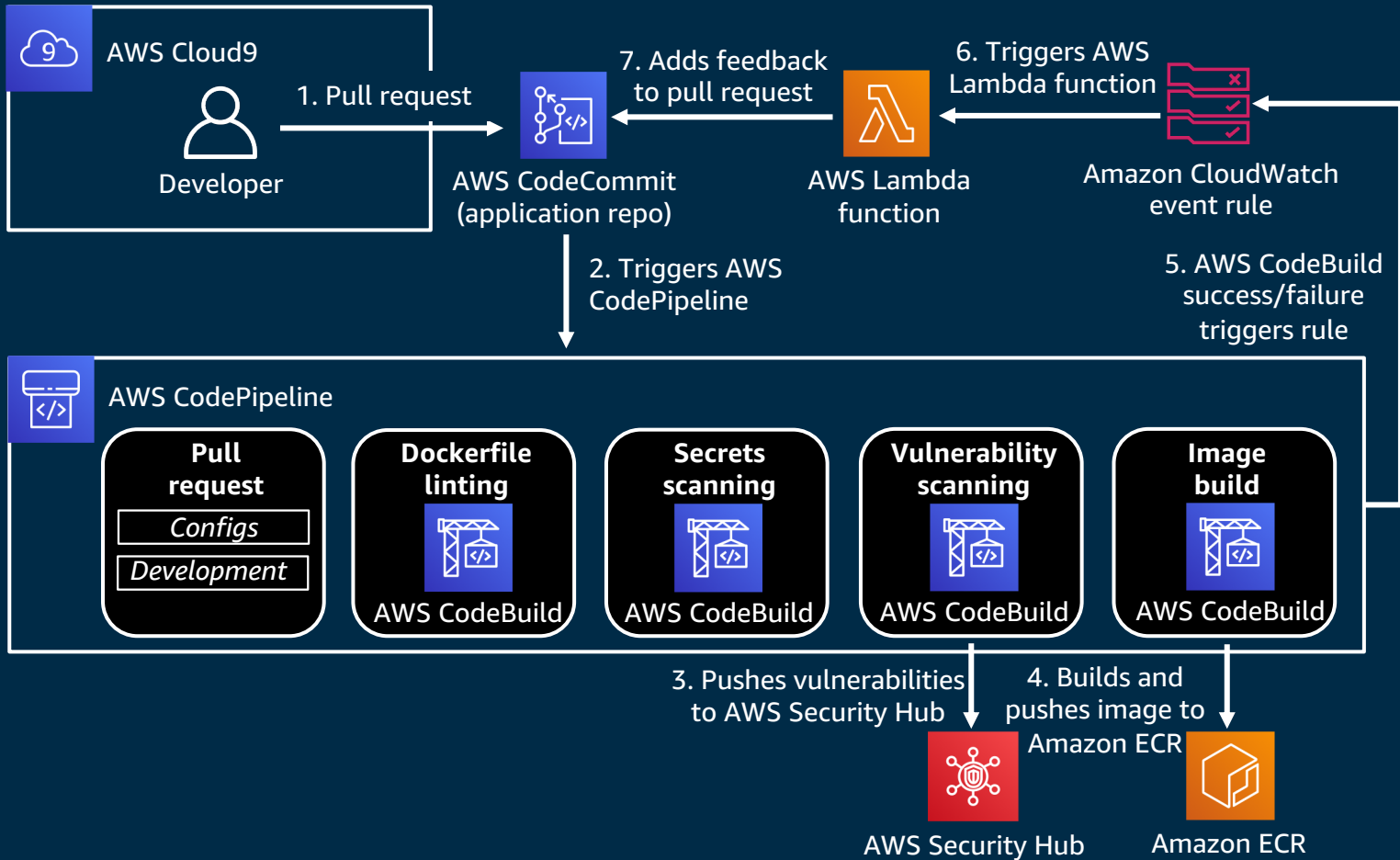
They are integrated into Amazon ECS, but you need to call them within the pod on Kubernetes via AWS CLI or SDK

Assigning an **IAM role** to an instance, task, or function means that the right AWS access key and secret to call the AWS CLI or SDK are transparently obtained and rotated



The background features a series of overlapping, curved lines in shades of blue and orange, creating a sense of motion and depth. The lines are thicker and more prominent in the foreground, fading into the background as they curve away.

Workshop architecture: From 10,000 feet



The background features a series of overlapping, curved lines in various shades of blue and orange, creating a sense of motion and depth. The lines are thicker and more prominent in the foreground, fading into the background as they curve away.

Let's build and have fun!

Integrating security testing into your container build pipeline: Workshop prerequisites

- Start with <https://container-devsecops.hclo.dev/>
- Module 0: Environment Setup (15 min.)

Use
"us-east-2"

Integrating security testing into your container build pipeline: Module 1

- Start with <https://container-devsecops.hclo.dev/>
- **Module 1: Dockerfile linting (15 mins)**
 - Create buildspec file
 - Add hadolint configuration
- Module 2: Secrets scanning
- Module 3: Vulnerability scanning
- Module 4: Pipeline testing

Integrating security testing into your container build pipeline: Module 2

- Start with <https://container-devsecops.hclo.dev/>
- ~~Module 1: Dockerfile linting~~
- **Module 2: Secrets scanning (15 mins)**
 - Create buildspec file
 - Add truffleHog RegEx configuration
- Module 3: Vulnerability scanning
- Module 4: Pipeline testing

Integrating security testing into your container build pipeline: Module 3

- Start with <https://container-devsecops.hclo.dev/>
- ~~Module 1: Dockerfile linting~~
- ~~Module 2: Secrets scanning~~
- **Module 3: Vulnerability scanning (15 mins)**
 - Create buildspec file
 - Add command to run Anchore
- Module 4: Pipeline testing

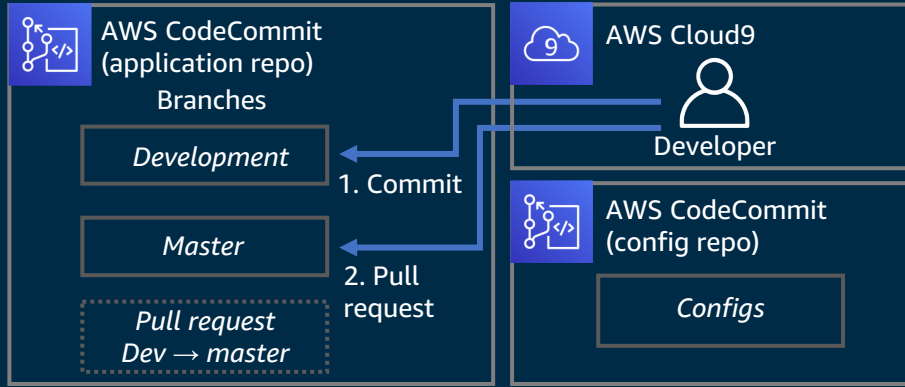
Integrating security testing into your container build pipeline: Module 4

- Start with <https://container-devsecops.hclo.dev/>
- ~~Module 1: Dockerfile linting~~
- ~~Module 2: Secrets scanning~~
- ~~Module 3: Vulnerability scanning~~
- **Module 4: Pipeline testing (15 mins)**
 - Make a commit
 - View feedback loop

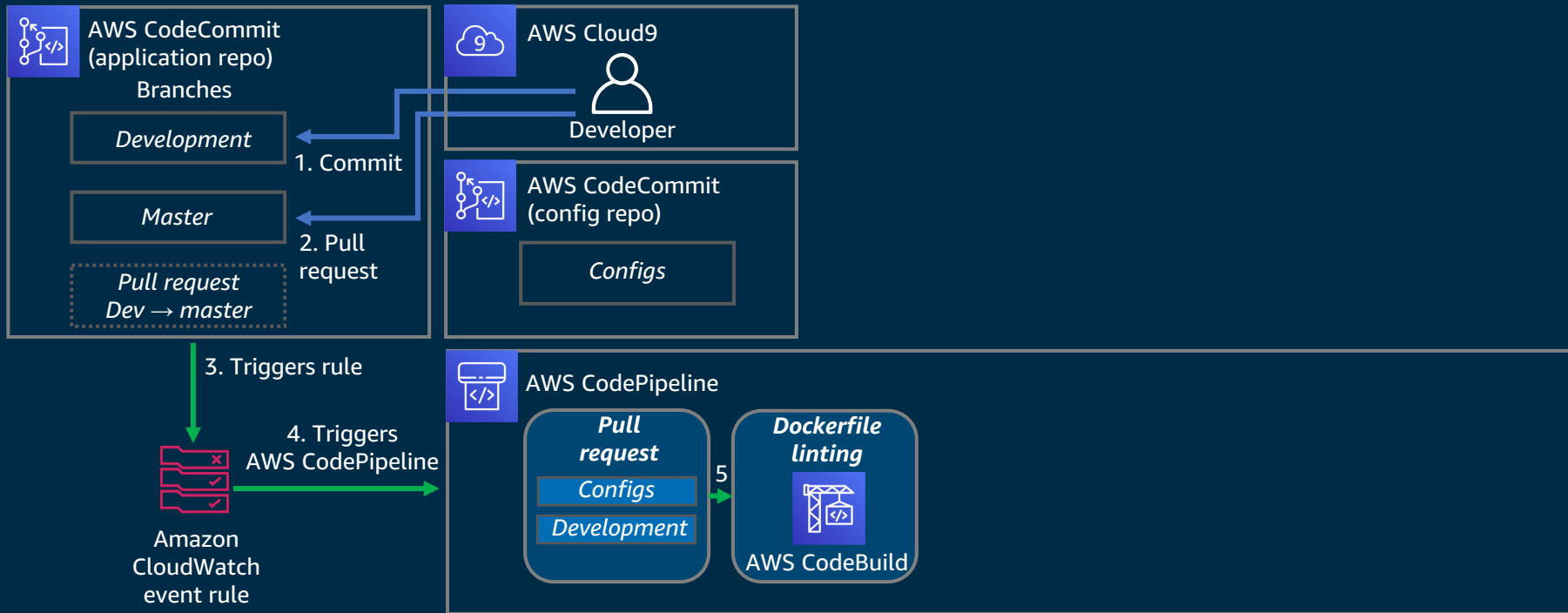
The background features a series of overlapping, curved lines in shades of blue and orange, creating a sense of motion and depth. The lines are thicker and more vibrant in the center, fading towards the edges.

Let's wrap up

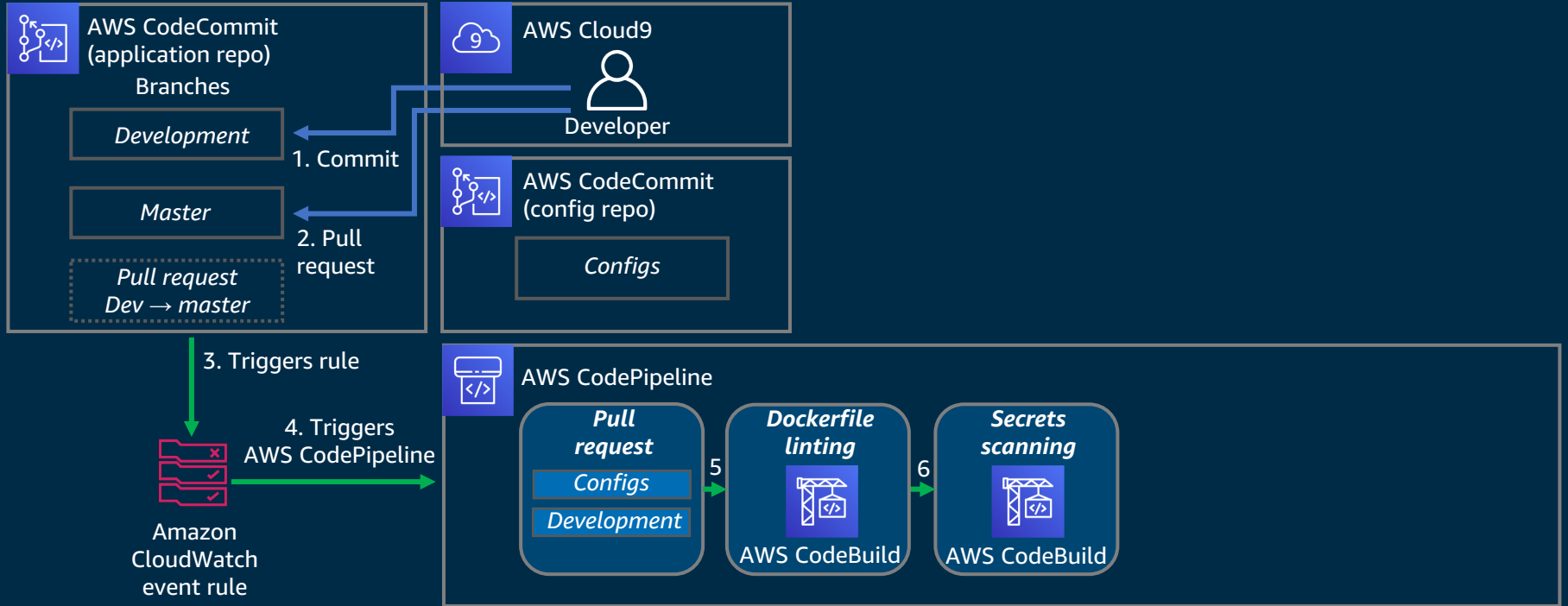
— = Manual
— = Automated



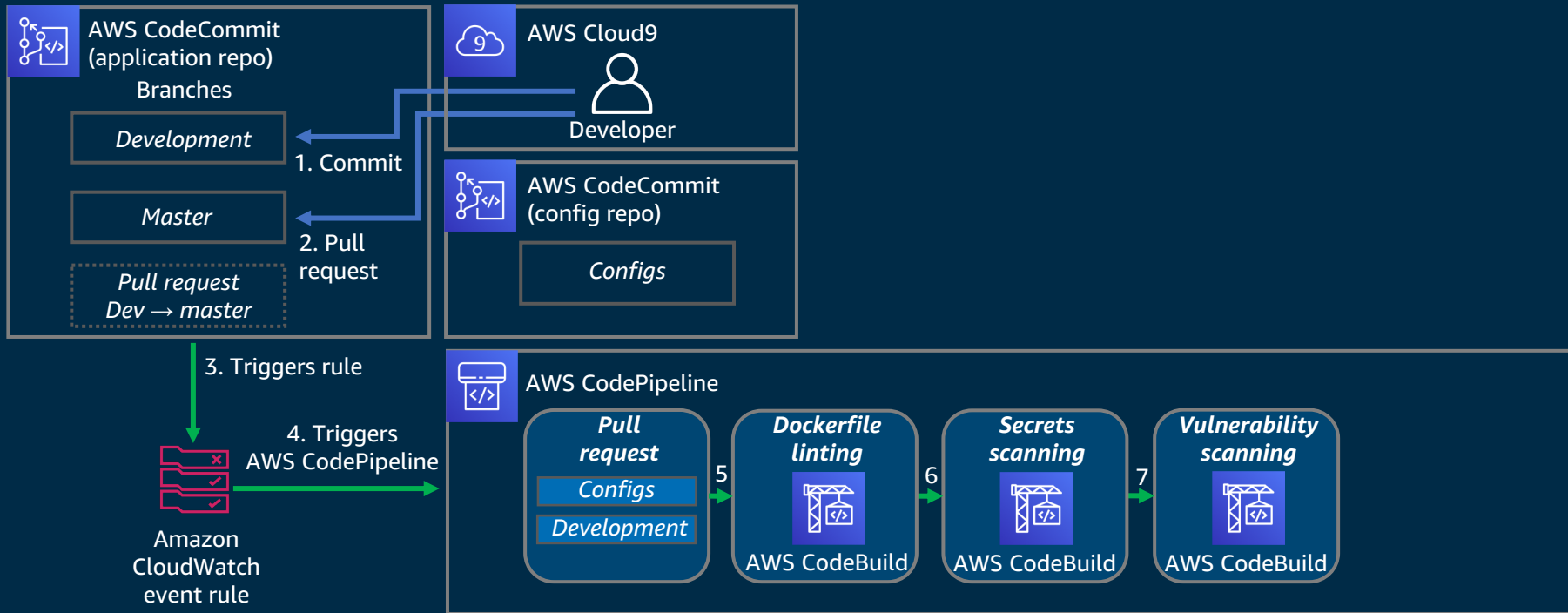
— = Manual
— = Automated



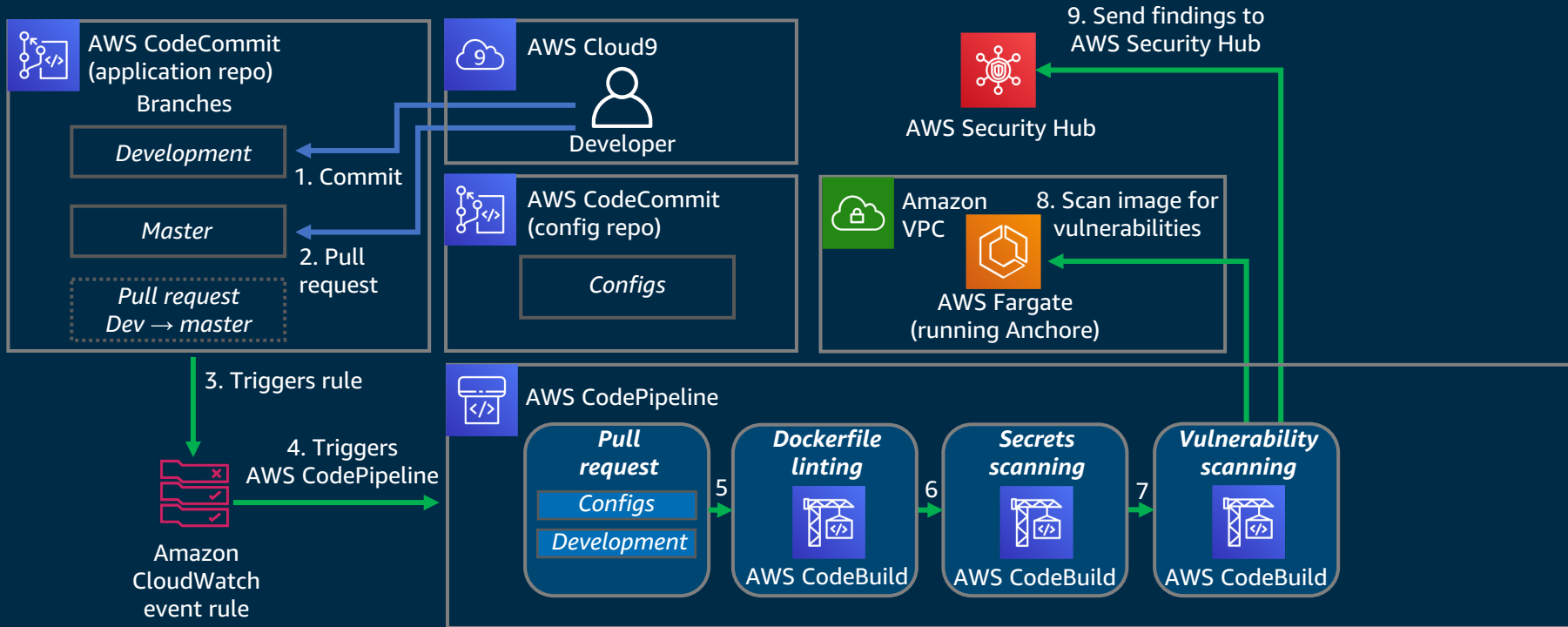
— = Manual
— = Automated



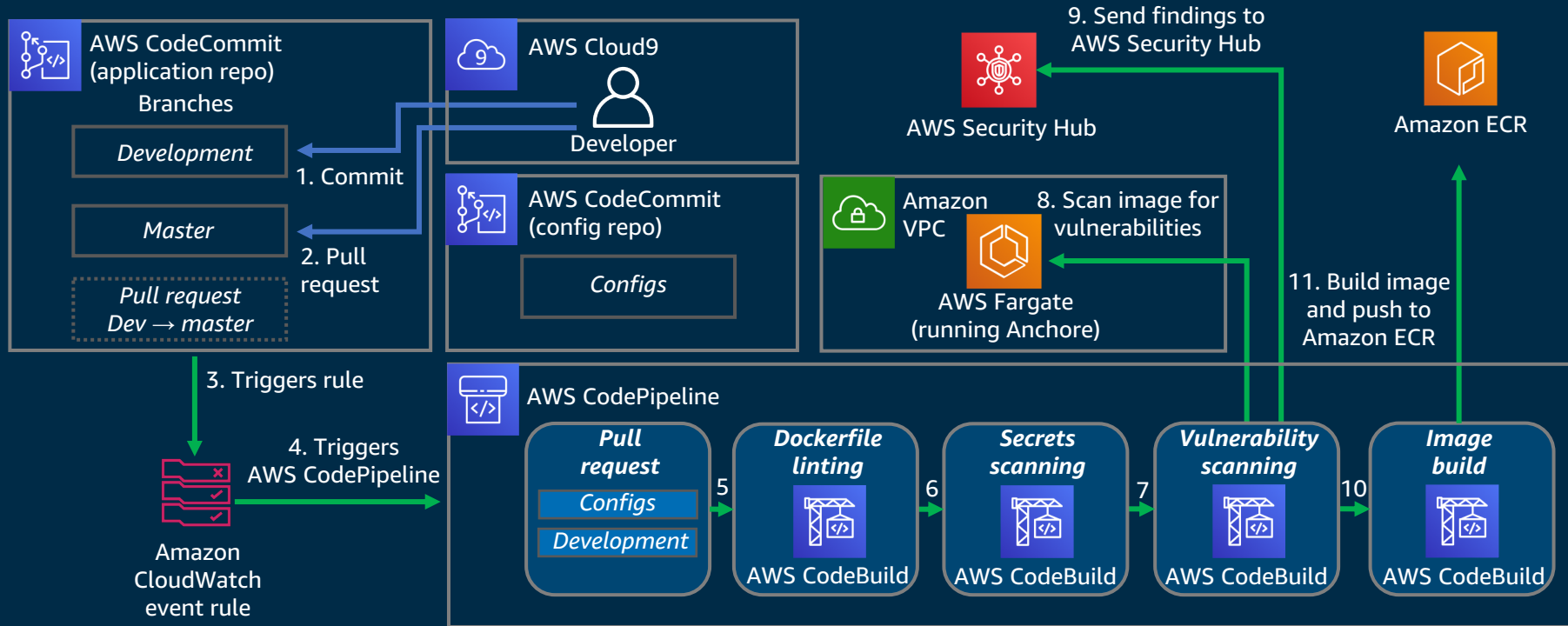
— = Manual
— = Automated



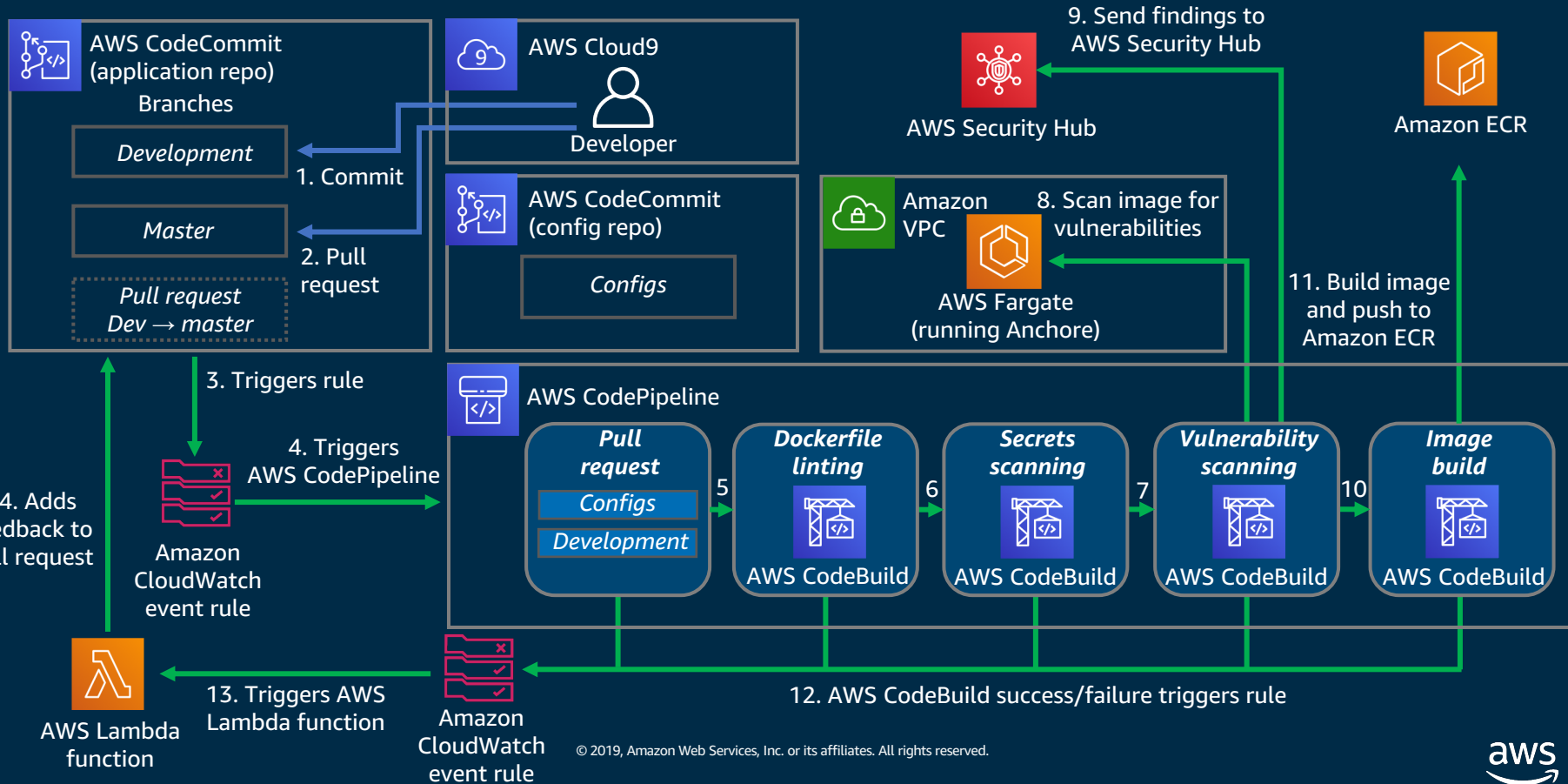
— = Manual
— = Automated



— = Manual
— = Automated



— = Manual
— = Automated





HACK'n'Roll

當 AWS 碰上 Twitch最熱血的黑客嘉年華，你還在等什麼？

兩大競賽主題(微服務建置、直播平台)

四場社群工作坊

橫跨產業創新服務 與 線上直播的未來，就在Nov 16-17 Hack'n'Roll！

[Hack'n'Roll 專屬培訓工作坊](#) (報名參賽即可免費參加)

[Hack'n'Roll 專屬培訓工作坊](#)

Oct 26

AWS User Group -
AWS On Boarding Training

Nov 02

Domain Driven Design Community -
Strategical Design By Event Storming

Nov 09

Hashicorp Community

Nov 15

Twitch Extension 101 Workshop



活動網頁QRcode

Thank you!